

CT CLSA MONEY MARKET FUND

Fund Snap shot

Inception Date	27th February 2012
Fund Size 31 st May 2025	LKR 1,146.72 Mn
Fund Manager	CT CLSA Asset Management (Pvt) Ltd
Portfolio Manager	Mr. Kuhan Vinayagasundaram
Minimum Investment	LKR 1,000

Key Indicators	
Average Maturity (Months)	3.02
Duration	0.25
Expense Ratio	0.92%
Unit Price as at 31 st May 2025	32.7659
Fund Fees	
Management Fee (VAT excluded) (as a percentage of NAV)	0.60% p.a.
Trustee Fee (VAT excluded) (as a percentage of NAV)	0.15% p.a.

About the Fund

The investment objective of the Fund is to provide an annual income by investing in a portfolio of securities which will mature within 397 days with a lower level of risk. The Fund is an open-ended unit trust which can offer units to investors on a continuing basis. Deutsche Bank is the Trustee and the Custodian of the Fund.

* "The fund is currently providing an annualised current yield of 7.30% p.a. to its investors. Current yield is for the week ended 31st May 2025, calculated based on 7 days average unit prices."

Risk - Reward Indicator

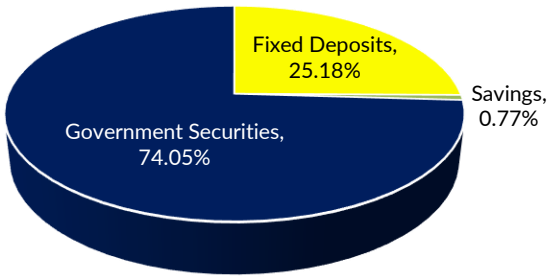


Money Market Funds are less risky compared to equity fund. Investors should consider the following risks: Market risks, Currency risks Liquidity risks, Operational risks and Political and Legal risks.

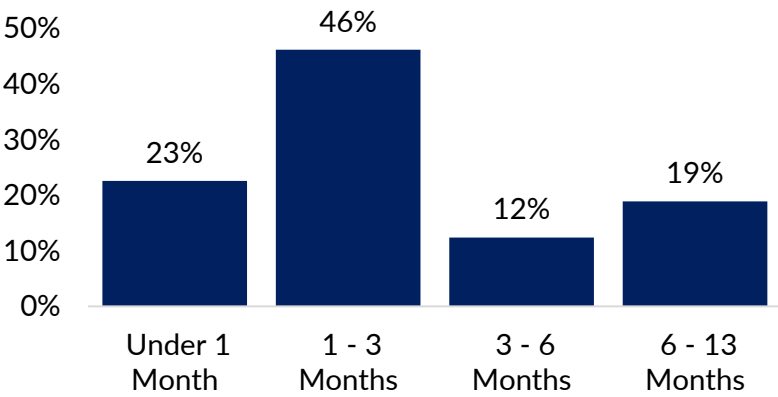
Fund Returns

PERIOD	FUND	NDBIB-CRISIL 91 T-BILL INDEX	ANNUALISED FUND RETURN/CAGR
2025 May	0.63%	0.68%	7.63%
Year To Date (YTD 2024)	3.23%	3.44%	7.85%
Since Inception Cum.	277.33%	270.15%	10.53%

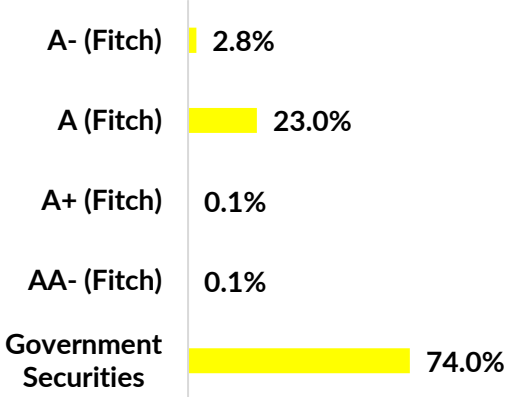
Asset Allocation



Maturity Profile



Fund Credit Quality



* The current yield/ return is variable and subject to change.

**Performances are based on month end prices as of 31st May 2025. Performance data included in this document represents past performance and is no guarantee of the future results.

Investors are advised to read and understand the contents of the Explanatory Memorandum before investing. Among others, investors should consider the fees and the charges involved.