

Why Invest in CT CLSA High Yield Fund?

- The client will gain access to **professional fund management expertise** without having to **invest significant amounts of time** and **expend administrative burden** on managing the funds internally.
- Ease of access to liquid funds.
- CT CLSA High Yield Fund's current exposure to A- and above rated instruments stand at 77.0%.
- CT CLSA High Yield Fund is currently predominantly invested in **Government Securities**.

Key Characteristics

Name of the Fund	CT CLSA High Yield Fund
Regulatory Authority	Securities and Exchange Commission of Sri Lanka (SEC)
Nature of the Fund	Open Ended Short Term Fixed Income Fund
Invests In	Short Term (<1Y) Fixed Income Securities/ Corporate Debt / Government securities
Valuation Methodology	Cost plus Accrued
Trustee	Hatton National Bank PLC
Management Fee	0.7% p.a.(inclusive of Trustee Fees)
Minimum Investment	Rs.1,000/-
Dividend Distribution	Annually

Fund Snapshot *

Monthly return - Annualized (As at 29 th November 2024)	9.0%
Unit Price (As at 29 th November 2024)	18.3742
Fund NAV (LKR)	6,481,357,257.17
YTD Yield	10.7%
Average Maturity (Months)	3.3

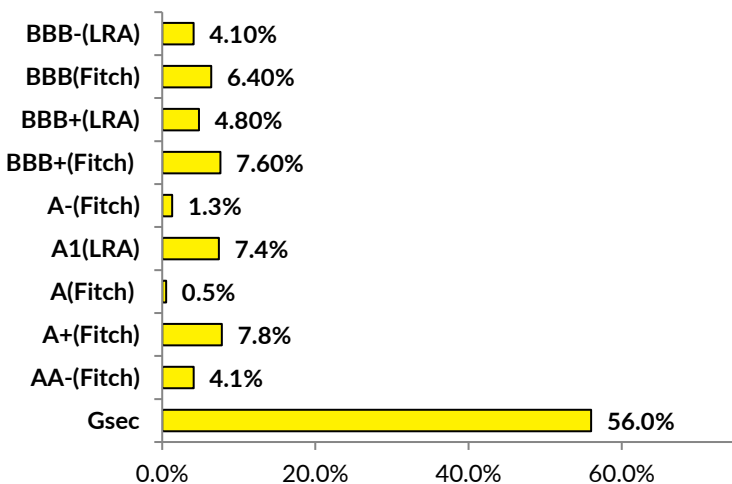
Fund Performances Vs Benchmark

	Fund	Benchmark (AWDR)*
1 month (Annualized)	8.99%	7.59%
3 months (Annualized)	9.08%	7.68%
YTD (Non – Annualized)	10.71%	8.47%

*AWDR - Average Weighted Deposit Rate

Ratings Composition

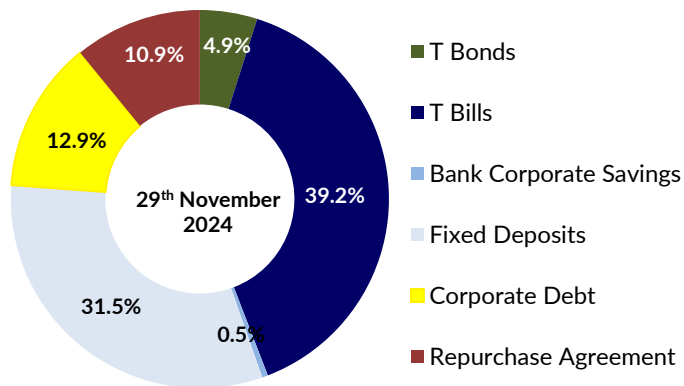
77.0% + in A- and above rated instruments



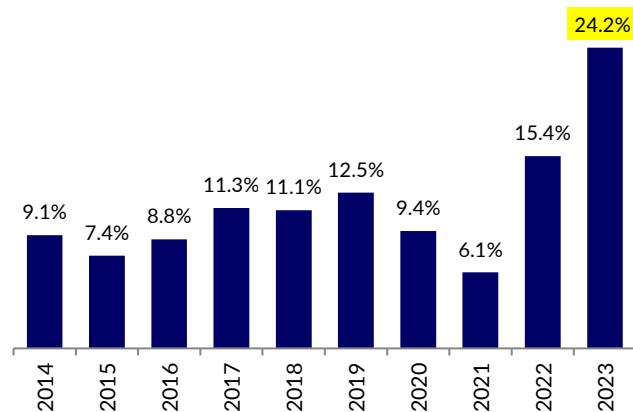
Maturity Profile

Under 1 Month	33.92%
1 Month to 3 Months	24.98%
3 Months to 6 Months	15.64%
6 Months to 1 Year	24.46%

Instrument Mix



Annual Yield %



Current yields can fluctuate daily. Past Performance is not an indicator of future returns. Investors are advised to read and understand the contents of the Key Investor Information Document before investing including but not limited to all fees/charges and risks. If required, please contact CT CLSA Asset Management (Pvt) Ltd for any clarifications before investing.