

### Fund Snapshot

|                                     |                                     |
|-------------------------------------|-------------------------------------|
| Inception Date                      | 26th July 2021                      |
| Fund Size 31 <sup>st</sup> Jan 2026 | LKR 147.06 Mn                       |
| Fund Manager                        | CT Smith Asset Management (PVT) LTD |
| Portfolio Manager                   | Mr.Kuhan Vinayagasundaram           |
| Minimum Investment                  | LKR 1,000                           |

### Key Indicators

|  |         |
|--|---------|
| Average Maturity (Months)                  | 18.97   |
| Expense Ratio                              | 0.82%   |
| Unit Price as at 31 <sup>st</sup> Jan 2026 | 18.0566 |

### Fund Fees

|  |            |
|--|------------|
| Management Fee (VAT excluded)<br>(as a percentage of NAV ) | 0.30% p.a. |
| Trustee Fee (VAT excluded)<br>(as a percentage of NAV )    | 0.15% p.a. |

### About the Fund

CT Smith Income Fund—formerly known as CT CLSA Income Fund, was established on 26th July 2021. The investment objective of the Fund is to provide an annual income by investing in a portfolio of fixed-income securities with a moderate level of risk. The Fund will invest in corporate debt and government securities to provide a suitable return for unit holders by investing in institutions that the managers consider fulfilling the fund's risk and return requirements. The Fund is an open-ended unit trust which can offer units to investors on a continuing basis. Deutsche Bank is the Trustee and the Custodian of the Fund.

### Risk - Reward Indicator

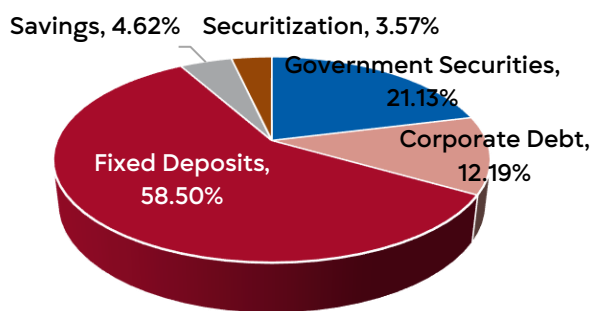


The Income fund provides exposure to medium to long-term fixed-income securities. Investors should consider the following risks: Market interest rate risks, Currency risks, Liquidity risks, Operational risks and Political and Legal risks.

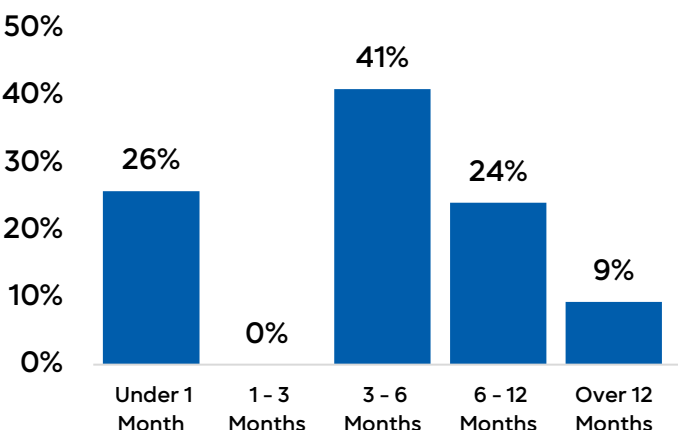
### Fund Returns

| RETURNS*                  |       |                               |
|---------------------------|-------|-------------------------------|
| PERIOD                    | FUND  | NDBIB-CRISIL 364 T-BILL INDEX |
| 2026 January              | 0.66% | 0.66%                         |
| 3 Months                  | 2.00% | 1.67%                         |
| Year To Date ( YTD 2026 ) | 0.66% | 0.66%                         |

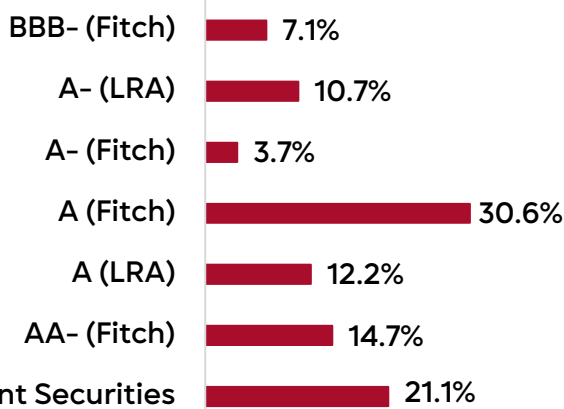
### Asset Allocation



### Maturity Profile



### Fund Credit Quality



\*\*Performances are based on month end prices as of 31<sup>st</sup> January 2026. Performance data included in this document represents past performance and is no guarantee of the future results. Investors are advised to read and understand the contents of the Explanatory Memorandum before investing. Among others, investors should consider the fees and the charges involved.